

6-Key RF Remote Controller

Model No.: RM1/RM2

1 zone dimming/6-key/Wireless remote 30m distance/CR2032 battery



RM1
1 Zone Dimming



RM2
1 Zone CCT

CE RoHS LVD RED

Features

- Apply to single color or dual color LED controller.
- Each remote can match one or more receiver.
- CR2032 battery powered.
- Operate with LED indicator light.

Technical Parameters

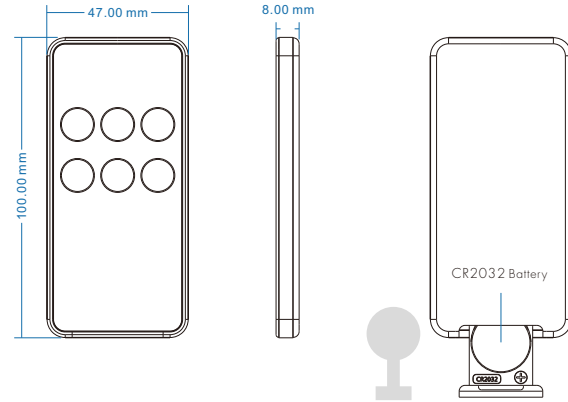
Input and Output	
Output signal	RF(2.4GHz)
Working voltage	3VDC(CR2032)
Working current	< 5mA
Standby current	< 2μA
Standby time	2 years
Remote distance	30m(Barrier-free space)

Environment	
Operation temperature	Ta:-30℃ ~ +55℃
IP rating	IP20

Safety and EMC	
EMC standard [EMC]	ETSI EN 301 489-1 V2.2.3 ETSI EN 301 489-17 V3.2.4
Safety standard[LVD]	EN 62368-1:2020+A11:2020
Radio Equipment[RED]	ETSI EN 300 328 V2.2.2
Certification	CE,EMC,LVD,RED

Warranty	
Warranty	5 years

Mechanical Structures and Installations



Note: Before the first use, please remove the protective film on the battery.

Match Remote Control (two match ways)

End user can choose the suitable match/delete ways. Two options are offered for selection:

Use the controller's Match key

Match:
Short press match key,
immediately press on/off key on the remote.
The LED indicator fast flash a few times
means match is successful.

Delete:
Press and hold match key for 5s to delete all match,
The LED indicator fast flash a few times
means all matched remotes were deleted.

Use Power Restart







Match:
Switch off the power, then switch on power, repeat again.
Immediately short press on/off key 3 times on the remote.
The light blinks 3 times means match is successful.

Delete:
Switch off the power, then switch on power, repeat again.
Immediately short press on/off key 5 times on the remote.
The light blinks 5 times means all matched remotes were deleted.

Key function

• RM1 1 zone dimming remote









-  On/Off
-  Turn off light after 30s, long press 2s will turn off light after 60s.
-  50% brightness
-  10% brightness for small night light
-  Brightness+
-  Brightness-

Brightness+/-:

Short press 10 levels, long press 1-6s for continuous 256 levels adjustment.

• RM2 1 zone CCT remote



-  On/Off
-  Turn off light after 30s, long press 2s will turn off light after 60s.
-  Color temperature +
-  Color temperature -
-  Brightness+
-  Brightness-

Color temperature+/-:

Short press 11 levels, long press 1-6s for continuous 256 levels adjustment.

Brightness+/-:

Short press 10 levels, long press 1-6s for continuous 256 levels adjustment.

Safety information

1. Read all instructions carefully before you begin this installation.
2. When installing battery, pay attention to the battery positive and negative polarity.
A long time without the remote control, remove the battery.
When remote distance becomes smaller and insensitive, replace the battery.
3. If no response from the receiver, please re-match the remote.
4. Gently handle remote, beware of falling.
5. For indoor and dry location use only.